



Giti Sport^{S2}

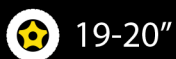
 German Engineering

Enjoy top-level performance without compromise! Merging the finest control with wet-driving and braking strengths, the German-engineered Giti Sport S2 is designed to take premium vehicles to the next level.



advanztech

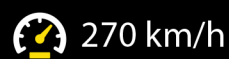
Rim Size:



Aspec Ratio:



Max Speed:





GitiSport^{S2} German Engineering

Enjoy top-level performance without compromise! Merging the finest control with wet-driving and braking strengths, the German-engineered Giti Sport S2 is designed to take premium vehicles to the next level.

Rim Size:

 19-20"

Aspect Ratio:

 45-55

Max Speed:

 270 km/h



RIM	SIZES	SPEED INDEX	LOAD INDEX
20	255/50R20	W	109
	255/45R20	W	105
	245/45R20	W	103
	235/55R20	W	102
19	235/55R19	W	105




SMOOTH DRIVING

- Optimized pattern block geometry & sequence for low noise and smooth riding
- Strong center section for high speed stability and dry braking



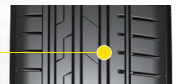
ENHANCED GRIP

- Micro sipes provide suction effect for enhanced grip
- Balanced and stiff shoulders for precise steering and immediate response



WET DRIVING STRENGTHS

- 3 wide grooves and an additional groove on the outer section for exceptional water drainage
- Innovative new thread compound for extremely short braking distance - Wet Label A
- 14% Improved aquaplaning resistance from previous generation



powered by 

www.giti.co.id

GitiSport^{S2}